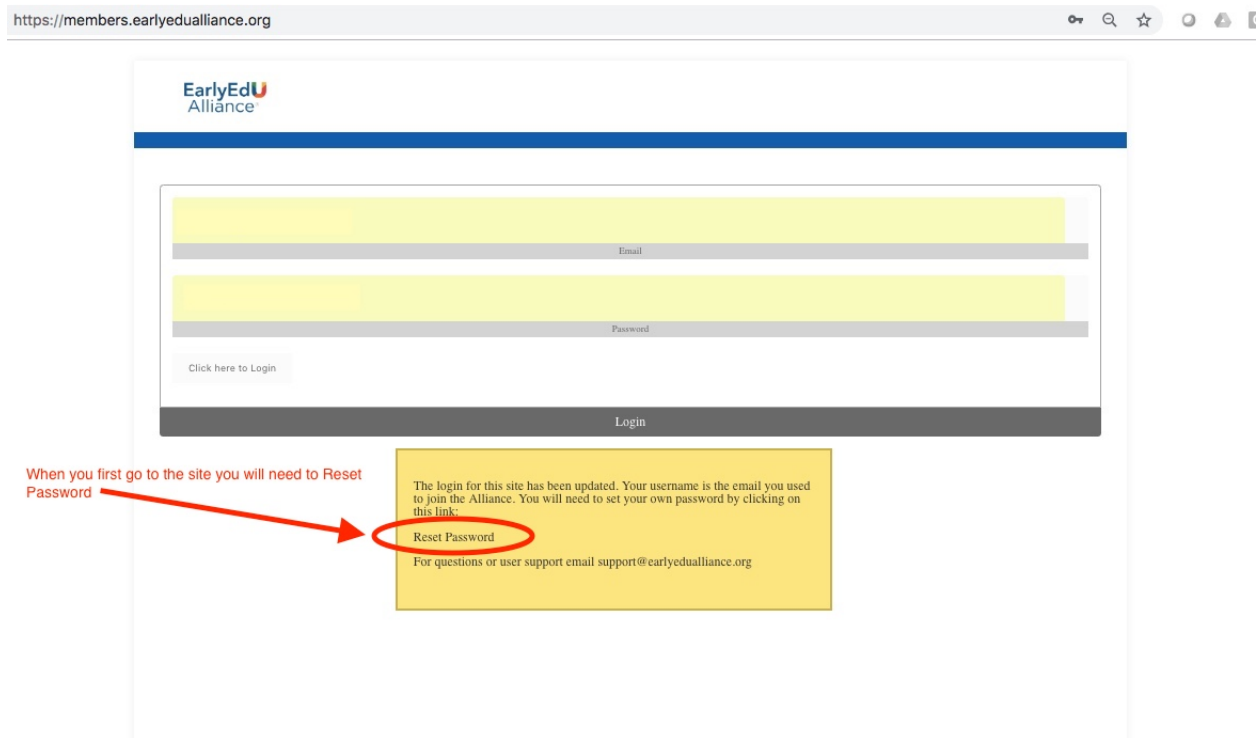


Welcome to our new server for our Member's Pages! The screen shots and directions below will show you how to reset your password and be able to log-in to the site. If you have any trouble after following these steps please email info@earlyedualliance.org with "Members Site Log-in Help" in the subject.

The url remains the same <https://members.earlyedualliance.org/>

Once there you will see a window as below. You will need to "Reset Password"



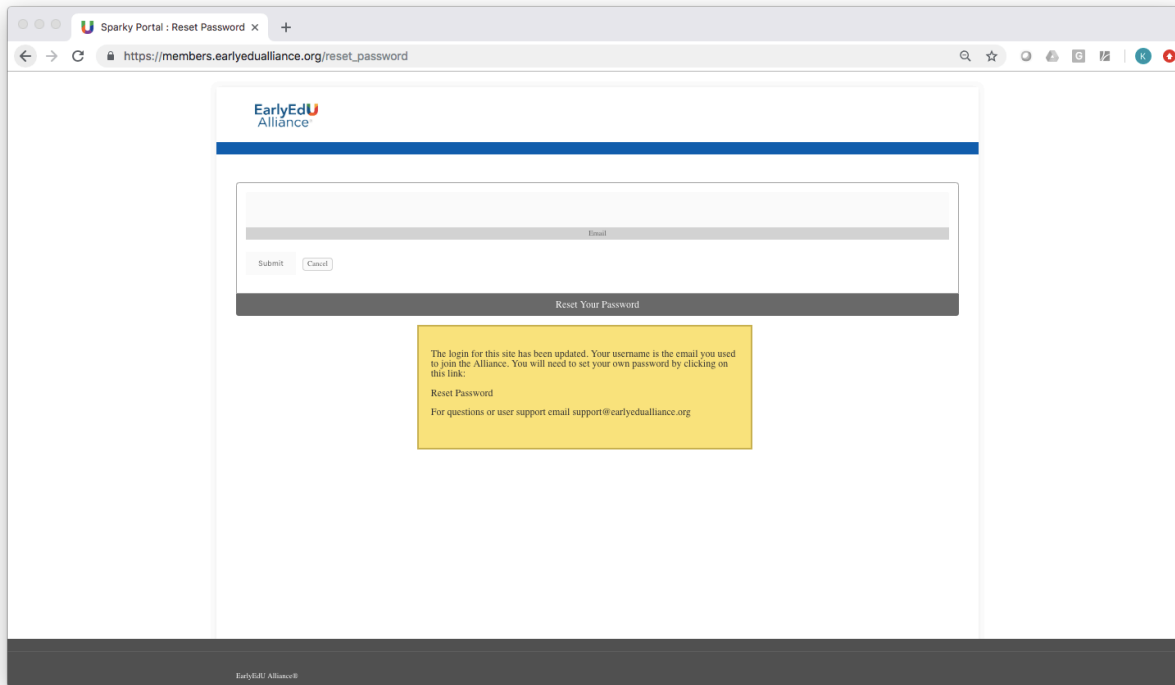
When you first go to the site you will need to Reset Password

The login for this site has been updated. Your username is the email you used to join the Alliance. You will need to set your own password by clicking on this link:

[Reset Password](#)

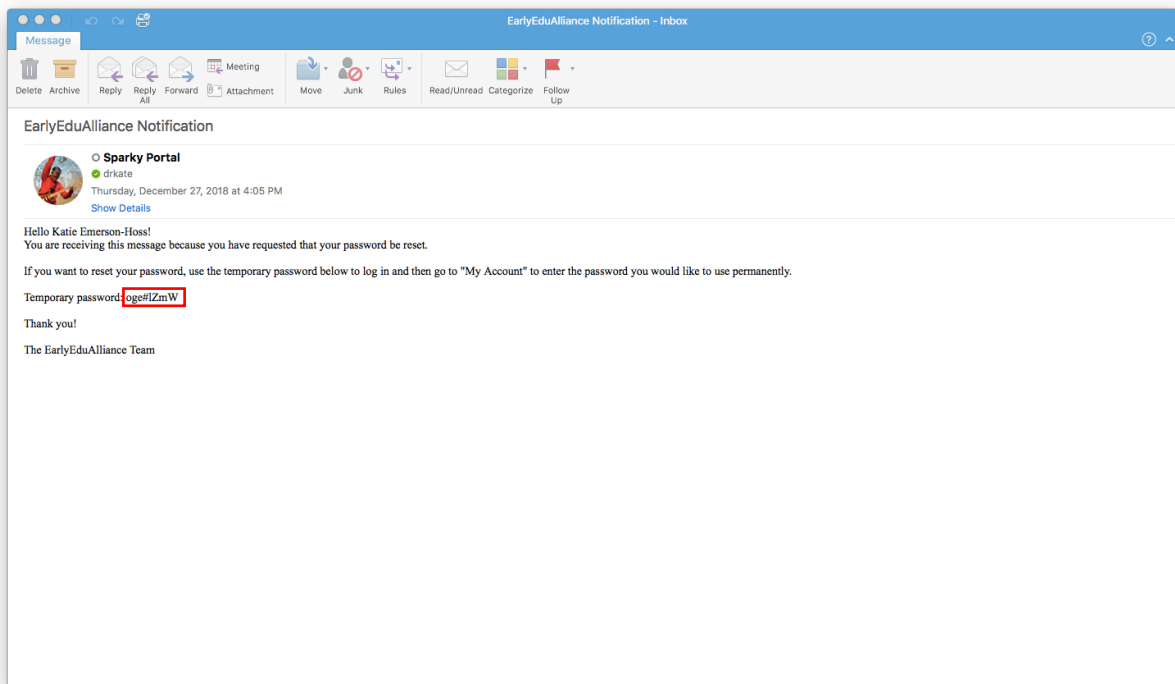
For questions or user support email support@earlyedualliance.org

Once you click on Reset Password you will be directed to this page:



Note: You must use the email that you provided when you joined EarlyEdU. Otherwise you will get a message that your email is not registered and you will need to contact info@earlyedualliance.org to update your email.

You will then receive an email providing you with a temporary password.



We advise that you carefully copy and paste the password (leave no spaces at start or end) to enter into the log-in page. <https://members.earlyedualliance.org/> Use your email and the temporary password to log-in.

EarlyEdU Alliance

drkate@uw.edu
Email

.....
Password

Click here to Login ← Remember to Click here to log-in after entering your email and temporary password

Login

The login for this site has been updated. Your username is the email you used to join the Alliance. You will need to set your own password by clicking on this link:
Reset Password
For questions or user support email support@earlyedualliance.org

Once in the site, you will be able to manage your user information including changing your password from the My Account tab:

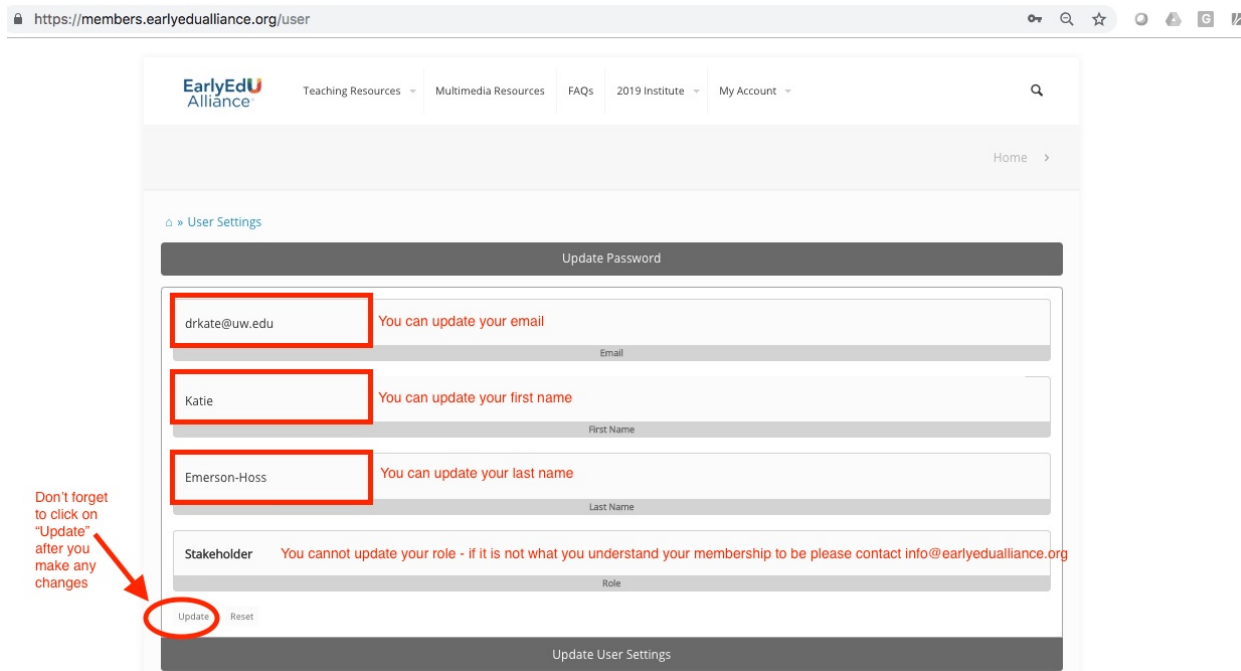
Manage your name, email and password information using this tab →

EarlyEdU Alliance Teaching Resources Multimedia Resources FAQs 2019 Institute My Account

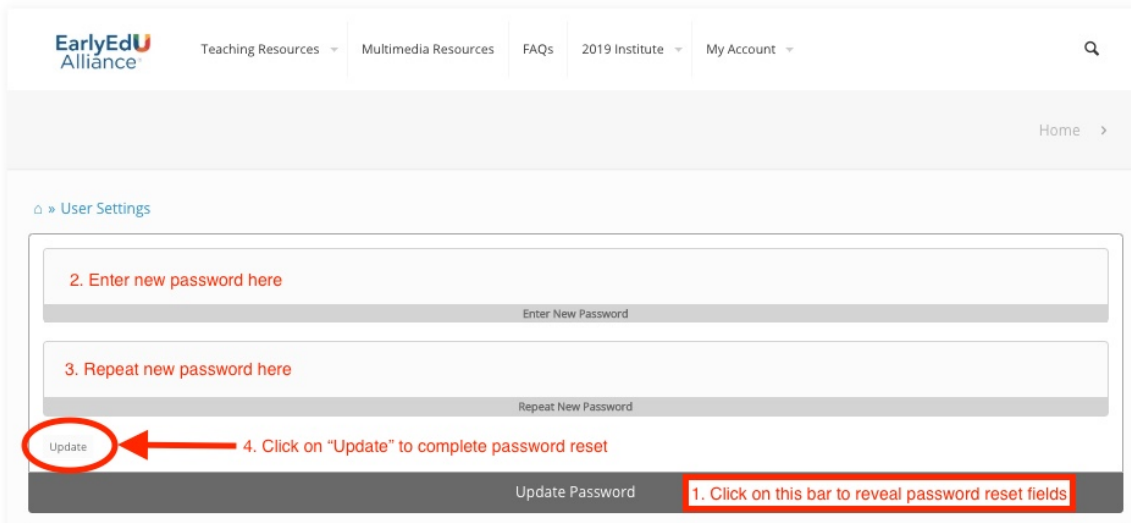
Welcome to the EarlyEdU Alliance® members' website, designed to provide you with the latest information about EarlyEdU courses, the Coaching Companion, and additional resources and Alliance benefits. Don't see what you need? Please, let us know!
Any questions? Email info@earlyedualliance.org.

EarlyEdU Alliance ©

Once you open “My Account” tab you will be able to update your email, first name and last name if necessary. Don’t forget to click on “Update” after making any changes.



To update your password, click on the “Update Password” bar at the top under the small blue type “User Settings”. It will unfold to reveal fields where you will type in a new password.



Now you are all set! You can browse the tabs at the top, use the Multimedia resources and keep up to date on all the new resources we make available to our members.

Remember if you have any questions please email info@earlyedualliance.org.

Onward, EarlyEdU Team